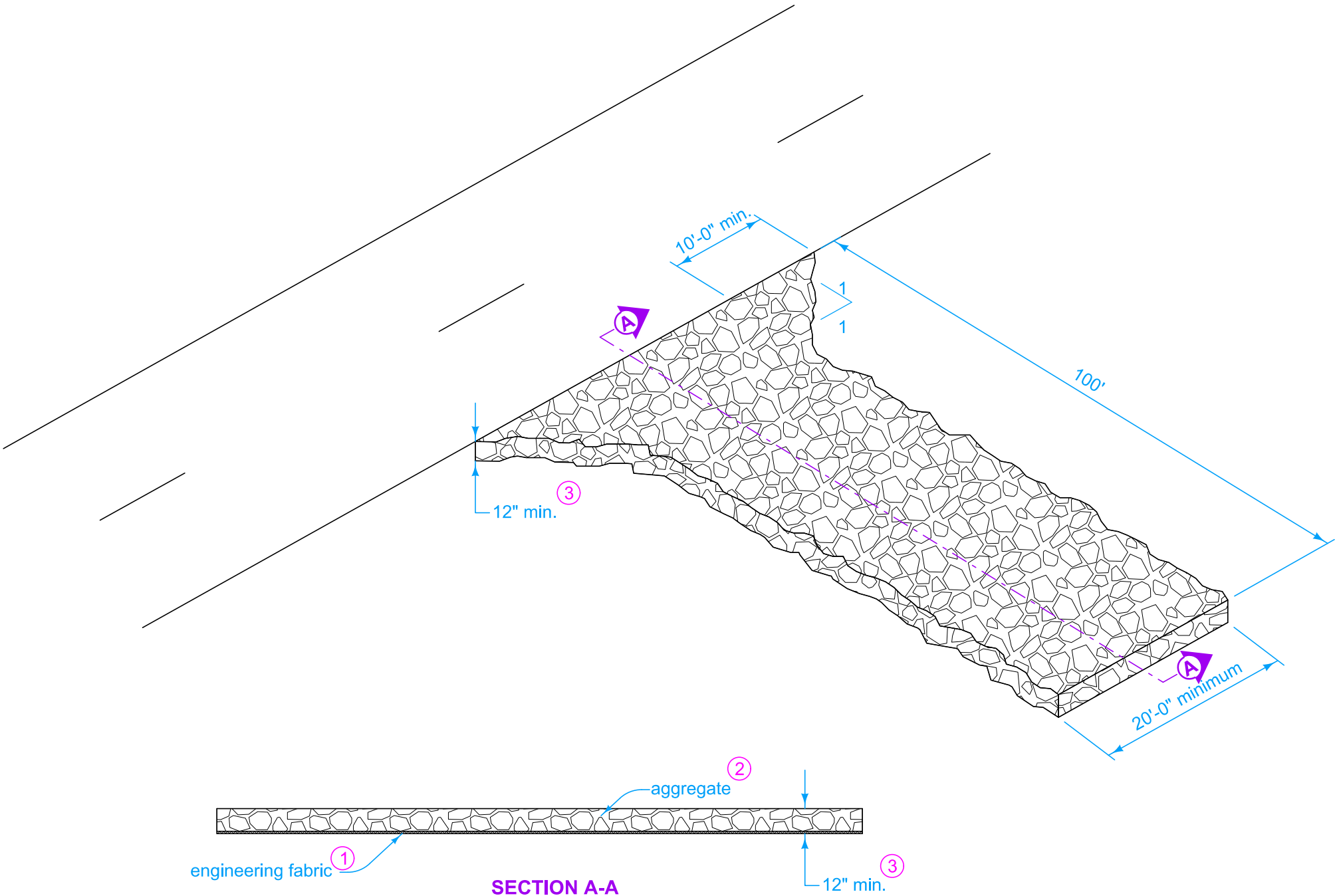




- Obtain the Engineer's approval for location of stabilized entrances prior to constructing.
- ① Place engineering fabric prior to placing aggregate. Use fabric for Embankment Erosion Control complying with Section 4196 of the Standard Specifications.
 - ② Use aggregate meeting Gradation No. 13a of Section 4109 of the Standard Specifcations.
 - ③ Depth may need to be increased depending on the weight of contractor vehicles and equipment.



 IOWA DOT	REVISION	
	4	10-19-21
	EC-303	
STANDARD ROAD PLAN		SHEET 1 of 1
REVISIONS: Defined length to be 100', to be consistant with spec change.		
		
APPROVED BY DESIGN METHODS ENGINEER		
STABLIZED CONSTRUCTION ENTRANCE		